


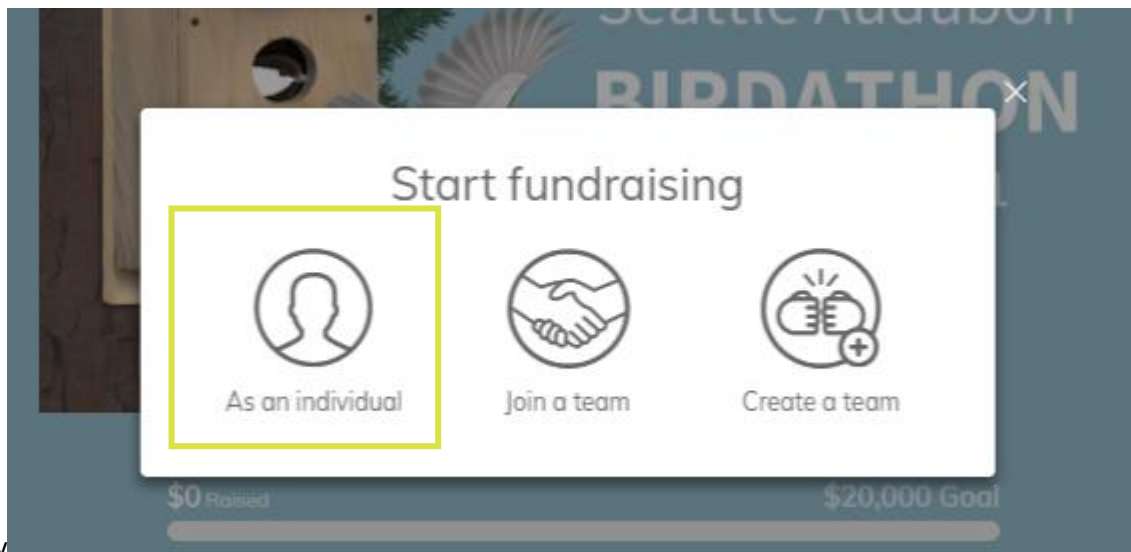
Birdathon 2022 – How to Set up Your Very Own Birdathon Page

Below is a step-by-step guide on how to become a fundraiser and create your own Birdathon page.

1. Click on **BECOME A FUNDRAISER**

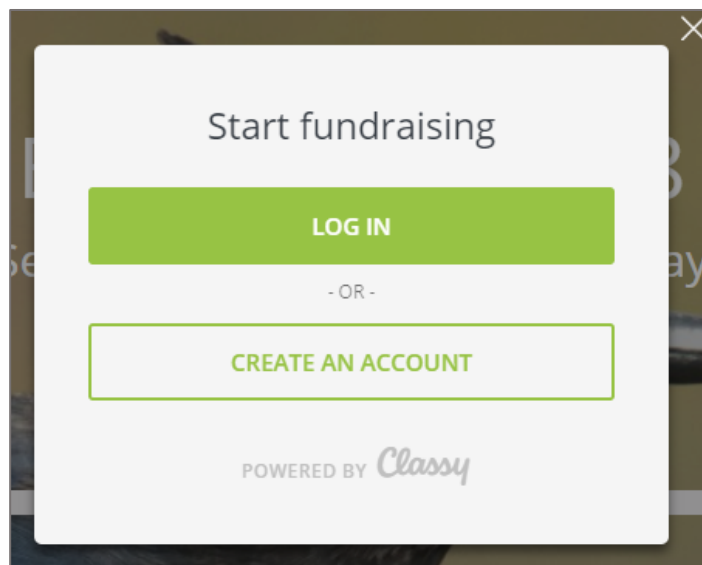


2. Select **AS AN INDIVIDUAL** or **JOIN A TEAM** if you joining one and know your team has already been created

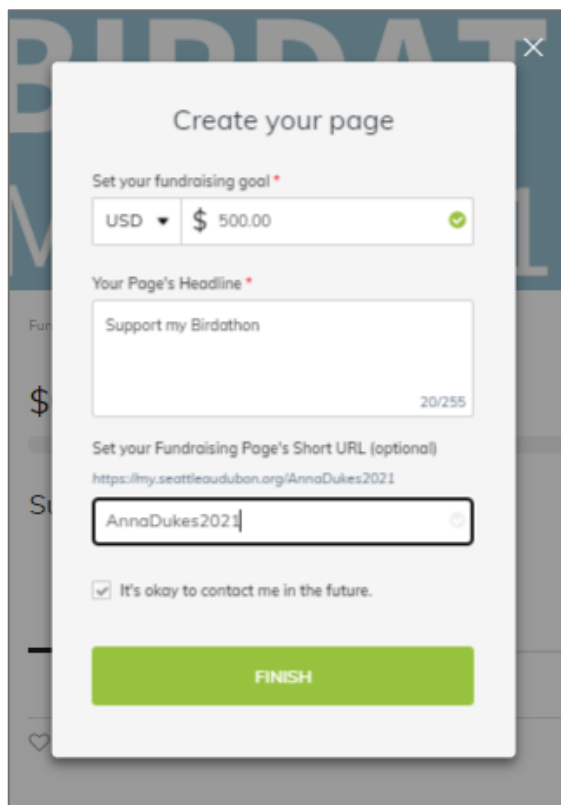


y

3. **Create an Account** or **Log In**. If you don't remember your password, click "Forgot Password?" or email Anna Dukes at AnnaD@seattleaudubon.org.



4. **Create Your Page**. You will be asked to
- set a fundraising goal,
 - edit your page's headline, and
 - create a URL for ease of sending to your potential donors. (e.g. my.seattleaudubon.org/AnnaDukes2022)



CONGRATULATIONS! You have created your Birdathon Fundraising Page!!

Orienting yourself to the Fundraiser Page Details

Manage your page details here! Including story, goal,

SEATTLE AUDUBON

MANAGE

Seattle Audubon BIRDATHON

May 1 - 31, 2021

Fundraiser

Anna Dukes

\$0 Raised \$500 [DONATE](#)

Support my Birdathon

STORY UPDATES 0

Birdathon 2021
\$0 / \$20,000

Your "story" personalize it by going to **MANAGE**

Thanks for visiting my Birdathon page!

Birdathon is an annual tradition for Seattle Audubon and this year I am participating. Birdathon is like a walkathon, except you count birds instead of steps. This year I am following my regional health guidelines and staying close to home to see how many birds I can count this single "big day." This year I am following my regional health guidelines and staying close to home to see how many birds I can count this single "big day." This year I am following my regional health guidelines and staying close to home to see how many birds I can count this single "big day."

While this will be a lot of fun, it is also for a great cause. All donations benefit Seattle Audubon, whose mission is to advocate and organize for cities where people and birds thrive.

Please help me support Seattle Audubon by making a donation through my page!

You can make a flat donation, or you can sponsor me for each species counted (for example, \$1 for each bird species I see). The donation process is fast, easy, secure, and donations are 100% tax deductible. Thanks so much for your support... and please don't forget to send this page to any friends you think might be interested in donating or joining the fun as a participant!

Post updates for your donors/followers by going to **UPDATES**

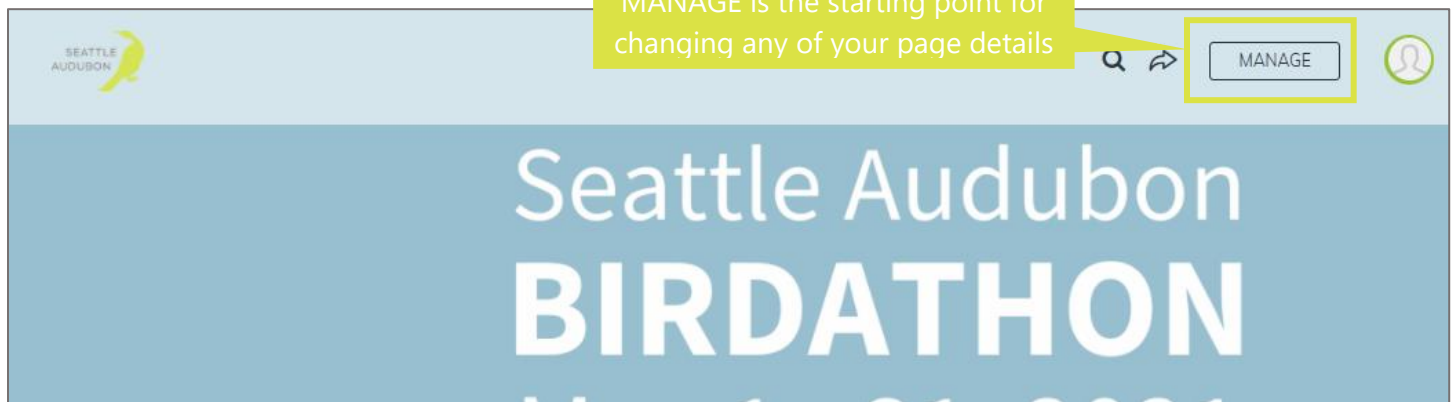
You can see activity, comments, and donations here!

ALL COMMENTS DONORS

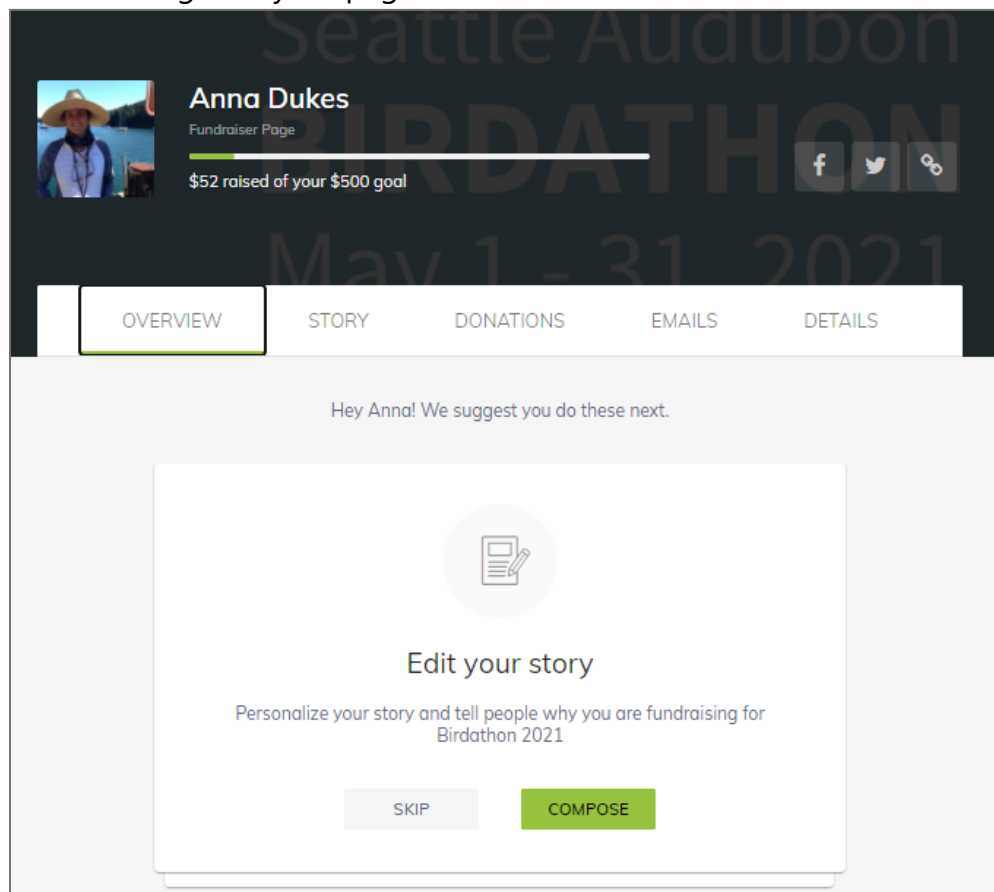
Post a comment...

Anna Dukes created a fundraising page
21 minutes ago • Reply

How to Edit Your Fundraising Page



Select **MANAGE** in the top right corner of your fundraiser's page and you will be directed to where you can make changes to your page



STORY is where you can choose between STORY and UPDATES to personalize journey.

DONATIONS is where you see the people who are supporting your fundraiser – read their comments and thank them!

EMAILS is where you can find sample emails to send to your friends and family to ask for their support – pick one to copy and paste and personalize.

DETAILS is where you will edit your name, headline, goal, URL, or notification settings.

One Last Tip regarding Photos

We've noted some problems when trying to add a profile or team photo. If you're experiencing any issues try the following:

- When you try to add a photo, instead of clicking "Browse" try **dragging the image** to add.
- Create your page without adding a photo and then under "Manage" in the top right corner, add your image again. Go to "Manage" → "Details" → "Upload" to add the photo
- If you were able to successfully add your photo but it is no longer showing up on your profile, leave it for a day and check back.

If none of these work, contact Anna Dukes at AnnaD@seattleaudubon.org.